

Link with Finmars ID

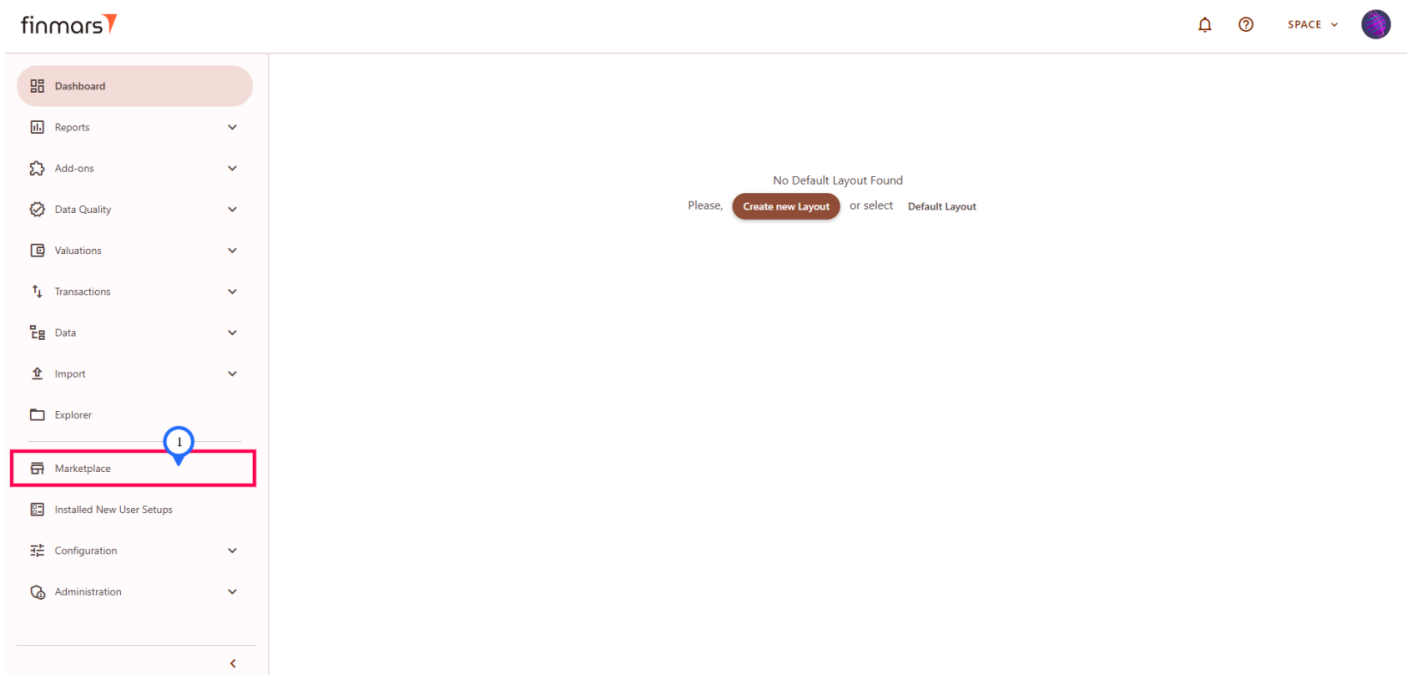
Prerequisites

We assume you have all prerequisites you may need, including:

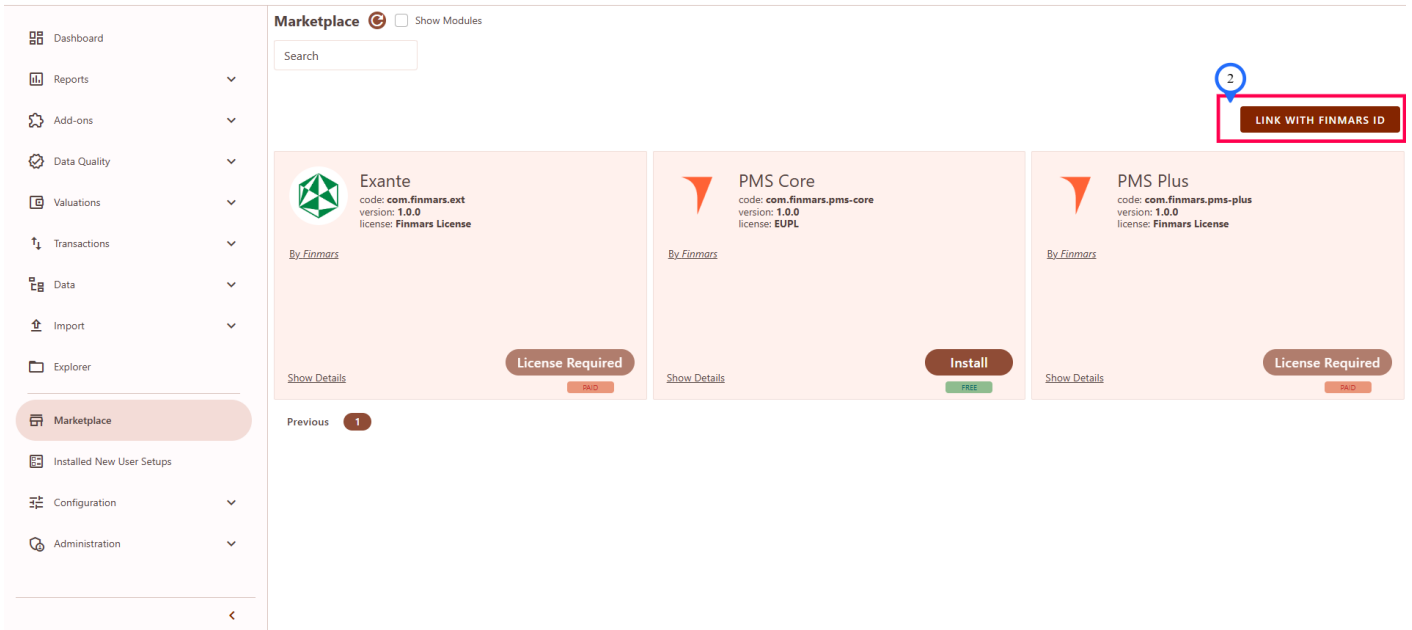
1. [Get Access to Finmars](#)
2. You have the internet access

Linking with Finmars ID

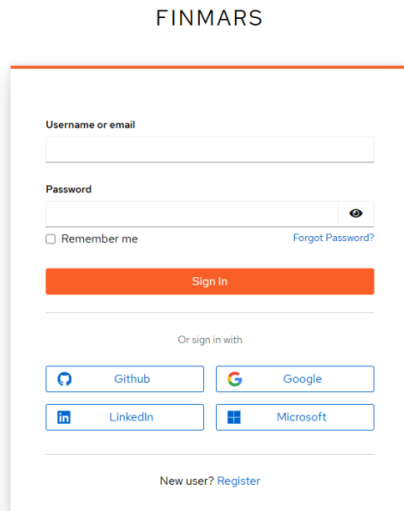
Step 1: Go to marketplace



Step 2: Click on "Link with Finmars ID" button



Step 3: You will be redirected to FinmarsID sign-in/register page: you need to either sign-in or register in FinmarsID, depending on your choice you select what you need.



Step 4: After register/sign-in you will be redirected back to the marketplace page, refresh the page and you will see that instead of "Link with Finmars ID" button you now have "Linked with Finmars ID" label and "Unlink" button.

Marketplace Show Modules

Search

4 Refresh page

Linked with Finmars ID UNLINK

Exante
code: `com.finmars.ext`
version: 1.0.0
license: Finmars License
By Finmars
License Required

PMS Core
code: `com.finmars.pms-core`
version: 1.0.0
license: EUPL
By Finmars
Install

PMS Plus
code: `com.finmars.pms-plus`
version: 1.0.0
license: Finmars License
By Finmars
Install

Previous 1

Step 5: Additionally you will have your License key added to the Default settings which will be used to unlock paid modules in the marketplace

Ecosystem Default

Instrument Items Portfolio Account Currency
- - - US Dollar (USD)

Instrument Type Transaction Type Account Type
- - -

Pricing Policy
-

Periodicity Accrual Calculation Model Instrument Class Payment Size Detail Pricing Condition
- Simple Default Default Don't Run Valuation

Responsible Responsible Group Counterparty Counterparty Group
- - -

Strategy 1 Strategy 1 Group
- -

Strategy 2 Strategy 2 Group
- -

Strategy 3 Strategy 3 Group
- -

Finmars License Key is Optional
To obtain your License Key you need to have [Finmars ID](#)
With Finmars ID you will be able to receive License Key [here](#)
License Key Extends Finmars Marketplace, with that key you will be able to download paid modules

License Key

1

2

3

Revision #3

Created 2025-08-19 09:30:40 UTC by Sergei Osipov

Updated 2025-08-19 09:53:47 UTC by Sergei Osipov