




# Transform Positions to Standard Configuration

Precondition: You downloaded some Positions from Exante (Check your `/explorer/data/exante/positions` folder)

Go to Worfklow Page

Definitions

User Code	Name	Periodic	Role	Run
com.finmars.exante-broker:get-positions			Worker	
com.finmars.exante-broker:get-transactions			Worker	
com.finmars.exante-data-transformer:transform-positions			Worker	

Run Task `com.finmars.exante-data-transformer:transform-positions`

```
{
  "date_from": "2024-09-01",
  "date_to": "2024-09-27",
  "portfolios": ["ABCD123.001"]
}
```

Definitions

User Code	Name	Periodic	Role	Run
com.finmars.exante-broker:get-instruments			Worker	
com.finmars.exante-broker:get-positions			Worker	
com.finmars.exante-broker:get-trans				
com.finmars.exante-data-transforme				
com.finmars.exante-data-transforme				
com.finmars.standard-workflow:calc				
com.finmars.standard-workflow:calc				
com.finmars.standard-workflow:coll				
com.finmars.standard-workflow:com				
com.finmars.standard-workflow:dow				
com.finmars.standard-workflow:dow				
com.finmars.standard-workflow:download-exante-positions			Worker	
com.finmars.standard-workflow:download-exante-prices			Worker	
com.finmars.standard-workflow:download-exante-transactions			Worker	
com.finmars.standard-workflow:download-finmarsdb-fx-rates			Worker	
com.finmars.standard-workflow:generate-state			Worker	

Payload Information

You are about to run workflow `com.finmars.exante-data-transformer:transform-positions`

(optional) Fill the payload here :

```
{
  "date_from": "2024-09-01",
  "date_to": "2024-09-24",
  "portfolios": ["ABCD123.001"]
}
```

CLOSE

RUN

Go to see you Task Status

com.finmars.exante-data-transformer:transform-positions.ta  
success

2024-09-26 00:53:24 +02:00

Success

Tasks: Total 1 / Success 1 / Error 0

Task

ID	29
Key	com.finmars.exante-data-transformer:transform-positions.task
Task Status	Success
Created	2024-09-26 00:53:24 +02:00
Updated	

Log

❌ Could not process file /data/exante/positions/.../2024-09-01.json error: [{"code": "USD", "convertedValue": "153540.47", "value": "153540.47", "date": "2024-09-01"}]  
✅ File /data/exante/positions/.../2024-09-02.json processed successfully  
✅ File /data/exante/positions/.../2024-09-02.json processed successfully [{"code": "USD", "convertedValue": "153540.47", "value": "153540.47", "date": "2024-09-02"}]  
✅ File /data/exante/positions/.../2024-09-03.json processed successfully  
✅ File /data/exante/positions/.../2024-09-03.json processed successfully [{"code": "USD", "convertedValue": "92175.23", "value": "92175.23", "date": "2024-09-03"}]  
✅ File /data/exante/positions/.../2024-09-04.json processed successfully  
✅ File /data/exante/positions/.../2024-09-04.json processed successfully [{"code": "USD", "convertedValue": "92175.23", "value": "92175.23", "date": "2024-09-04"}]  
✅ File /data/exante/positions/.../2024-09-05.json processed successfully  
✅ File /data/exante/positions/.../2024-09-05.json processed successfully [{"code": "USD", "convertedValue": "92175.23", "value": "92175.23", "date": "2024-09-05"}]

Result

So all your download Position files from Exante should be packed into one .json file that converted

to Standard Configuration

You shall able to see it in

/explorer/data/general/positions

data/general - is a folder where data accumulates from all the sources, we keep transformed data there



- Dashboard
- Home
- Reports
- Data
- Transactions
- Valuations
- Import
- Reconciliation

Explorer

Create

Show Invisible Files

Sync

My Finmars / data / general / positions / exante\_c

Save

Format JSON

```
1  [
2    {
3      "source_origin": "exante",
4      "source": "exante",
5      "portfolio": "ABCD1234.001_POS",
6      "settlement_currency": "USD",
7      "cash_consideration": 153540.47,
8      "trade_date": "2024-09-24",
9      "account_cash": "ABCD1234.001"
10   },
11   {
12     "source_origin": "exante",
13     "source": "exante",
14     "portfolio": "ABCD1234.001_POS",
15     "instrument": "CIFR.NASDAQ",
16     "settlement_currency": "USD",
17     "position_adjusted": 71724,
18     "trade_date": "2024-09-24",
19     "trade_price": 3.545,
20     "account_position": "ABCD1234.001"
21   },
22   {
23     "source_origin": "exante",
24     "source": "exante",
25     "portfolio": "ABCD1234.001_POS",
26     "settlement_currency": "USD",
27     "cash_consideration": 153540.47,
28     "trade_date": "2024-09-24",
29     "account_cash": "ABCD1234.001"
```

Great, so this file will be dispatched to Standard Import (see schema com.finmars.standard-import-from-file:pos\_daily) STD - POS DAILY

P.S. Before we able to import Positions, we must ensure that all Instruments/Currencies already present in Space. So after it, you free to import file either manually or via Standard AutoImport Schedule

---

Revision #5

Created 25 September 2024 22:57:45 by Sergei Zhitenev

Updated 29 September 2024 16:19:09 by Sergei Zhitenev