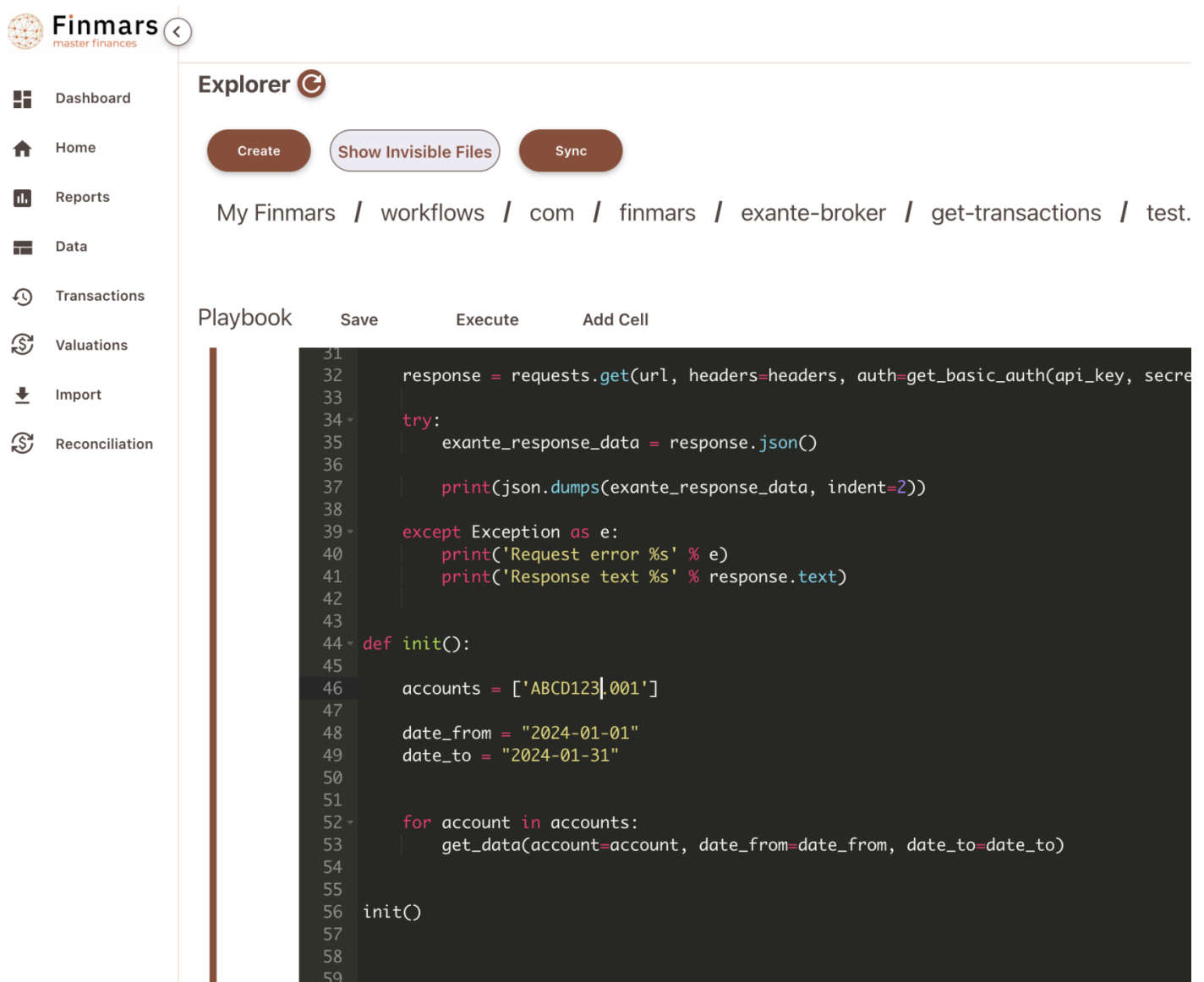


# Try to get Transactions from Exante

Go to `/explorer/workflows/com/finmars/exante-broker/get-transactions/test.ipynb`

And configure your script











The screenshot shows the Finmars Explorer interface. On the left is a sidebar with navigation options: Dashboard, Home, Reports, Data, Transactions, Valuations, Import, and Reconciliation. The main area is titled 'Explorer' and contains a breadcrumb path: 'My Finmars / workflows / com / finmars / exante-broker / get-transactions / test.'. Below the breadcrumb are three buttons: 'Create', 'Show Invisible Files', and 'Sync'. The main content area is a 'Playbook' editor with 'Save', 'Execute', and 'Add Cell' buttons. A code editor displays the following Python script:

```
31
32 response = requests.get(url, headers=headers, auth=get_basic_auth(api_key, secre
33
34 try:
35     exante_response_data = response.json()
36
37     print(json.dumps(exante_response_data, indent=2))
38
39 except Exception as e:
40     print('Request error %s' % e)
41     print('Response text %s' % response.text)
42
43
44 def init():
45
46     accounts = ['ABCD123|.001']
47
48     date_from = "2024-01-01"
49     date_to = "2024-01-31"
50
51
52 for account in accounts:
53     get_data(account=account, date_from=date_from, date_to=date_to)
54
55
56 init()
57
58
59
```

Set accounts (line 46) and date\_from (line 48) and date\_to (line 49)

Then try to execute it!

-  Dashboard
-  Home
-  Reports
-  Data
-  Transactions
-  Valuations
-  Import
-  Reconciliation

## Explorer

[Create](#) [Show Invisible Files](#) [Sync](#)

My Finmars / workflows / com / finmars / exante-broke

### Playbook

Save

Execute

Add Cell

```
47
48     date_from = "2024-01-01"
49     date_to   = "2024-01-31"
50
51
52     for account in accounts:
53         get_data(account=account, date_from=date_from, date_to=date_to)
54
55
56     init()
57
58
59
```

```
[
  {
    "symbolId": null,
    "timestamp": 1706087924641,
    "uuid": "0722a187-b41e-43c1-9749-b595f2714db",
    "orderPos": null,
    "accountId": "ABCD1234.001",
    "valueDate": "2024-01-24",
    "id": 535506450,
    "sum": "299972.31",
    "orderId": null,
    "operationType": "FUNDING/WITHDRAWAL",
    "parentUuid": null,
    "asset": "USD"
  },
]
```

Great success! Now you could inspect responses from Exante Broker

Revision #2

Created 2024-09-27 19:31:08 UTC by Sergei Zhitenev

Updated 2024-09-27 23:01:47 UTC by Sergei Zhitenev