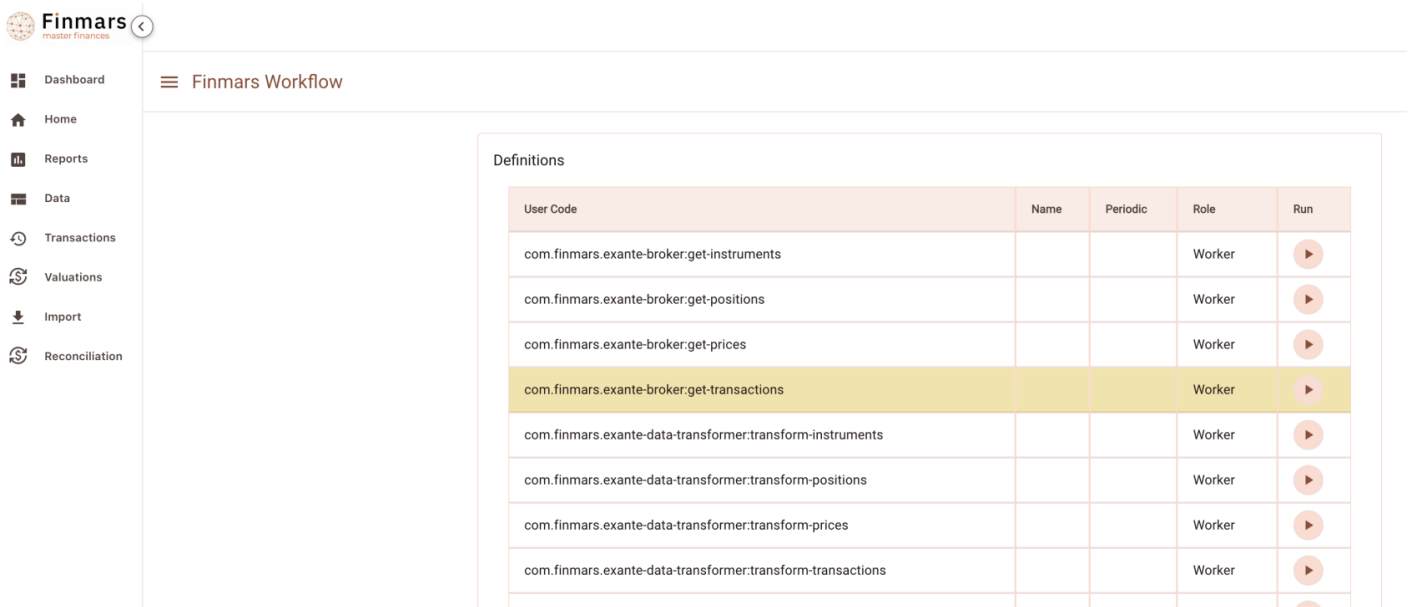


Transform Prices to Standard Configuration

Precondition: You downloaded some Positions from Exante (Check your `/explorer/data/exante/prices` folder)

Go to Workflow Page



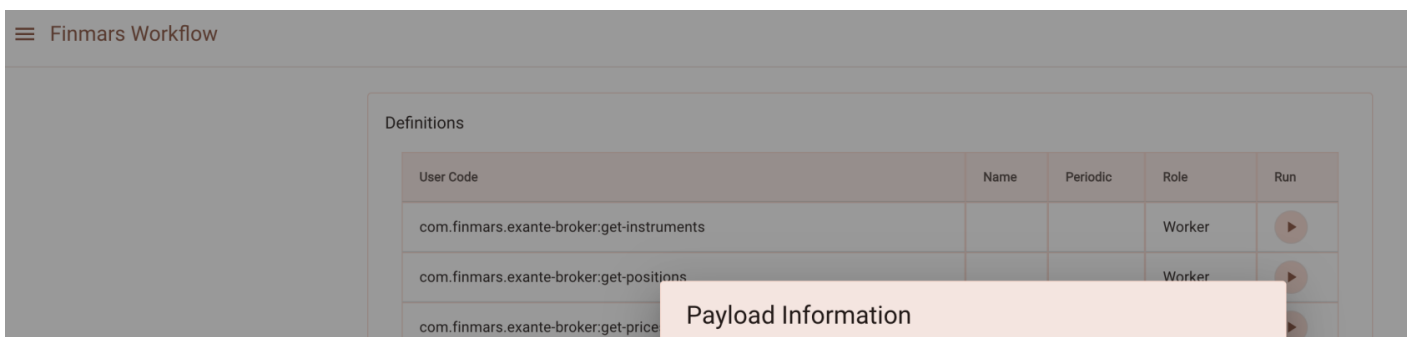
The screenshot shows the Finmars Workflow page. On the left is a navigation menu with items: Dashboard, Home, Reports, Data, Transactions, Valuations, Import, and Reconciliation. The main content area is titled 'Finmars Workflow' and contains a 'Definitions' table.

User Code	Name	Periodic	Role	Run
com.finmars.exante-broker.get-instruments			Worker	▶
com.finmars.exante-broker.get-positions			Worker	▶
com.finmars.exante-broker.get-prices			Worker	▶
com.finmars.exante-broker.get-transactions			Worker	▶
com.finmars.exante-data-transformer.transform-instruments			Worker	▶
com.finmars.exante-data-transformer.transform-positions			Worker	▶
com.finmars.exante-data-transformer.transform-prices			Worker	▶
com.finmars.exante-data-transformer.transform-transactions			Worker	▶

Execute `com.finmars.exante-data-transformer:transform-prices`

Example Payload

```
{
  "date_from": "2024-09-01",
  "date_to": "2024-09-20",
  "instruments": [
    "CIFR.NASDAQ"
  ]
}
```



This screenshot shows the same 'Definitions' table as above, but with a 'Payload Information' tooltip overlaid on the bottom right. The tooltip is a light orange box containing the text 'Payload Information'.

Check you Task status

The screenshot shows the 'Finmars Workflow' interface. On the left is a navigation menu with items: Dashboard, Home, Reports, Data, Transactions, Valuations, Import, Reconciliation, Journal, and Settings. The main area displays a task completion notification: 'com.finmars.exante-data-transformer:transform-prices.task success'. On the right, a detailed task view is shown for '2024-09-28 22:07:35 +02:00'. It indicates 'SUCCESS' and 'Tasks: Total 1 / Success 1 / Error 0'. A table lists task details:

Task	
ID	221
Key	com.finmars.exante-data-transformer:transform-prices.task
Task Status	SUCCESS
Created	2024-09-28 22:07:35 +02:00
Updated	

Below the table is a 'Log' section with a scrollable list of file processing messages, such as 'File /data/exante/prices/CIFR.NASDAQ/2024/09/2024-09-01.json processed successfully'. A 'Result' section is also present but empty. A 'VIEW IN FLOWER' button is at the bottom right.

Great work! Now you can see your converted prices in `/explorer/data/general/prices`

The screenshot shows the 'Finmars Explorer' interface. The left navigation menu is the same as in the previous screenshot. The main area is titled 'Explorer' and contains buttons for 'Create', 'Show Invisible Files', and 'Sync'. The breadcrumb path is 'My Finmars / data / general / prices'. A search bar is present with the text 'Search for a ...'. Below it is a table listing files:

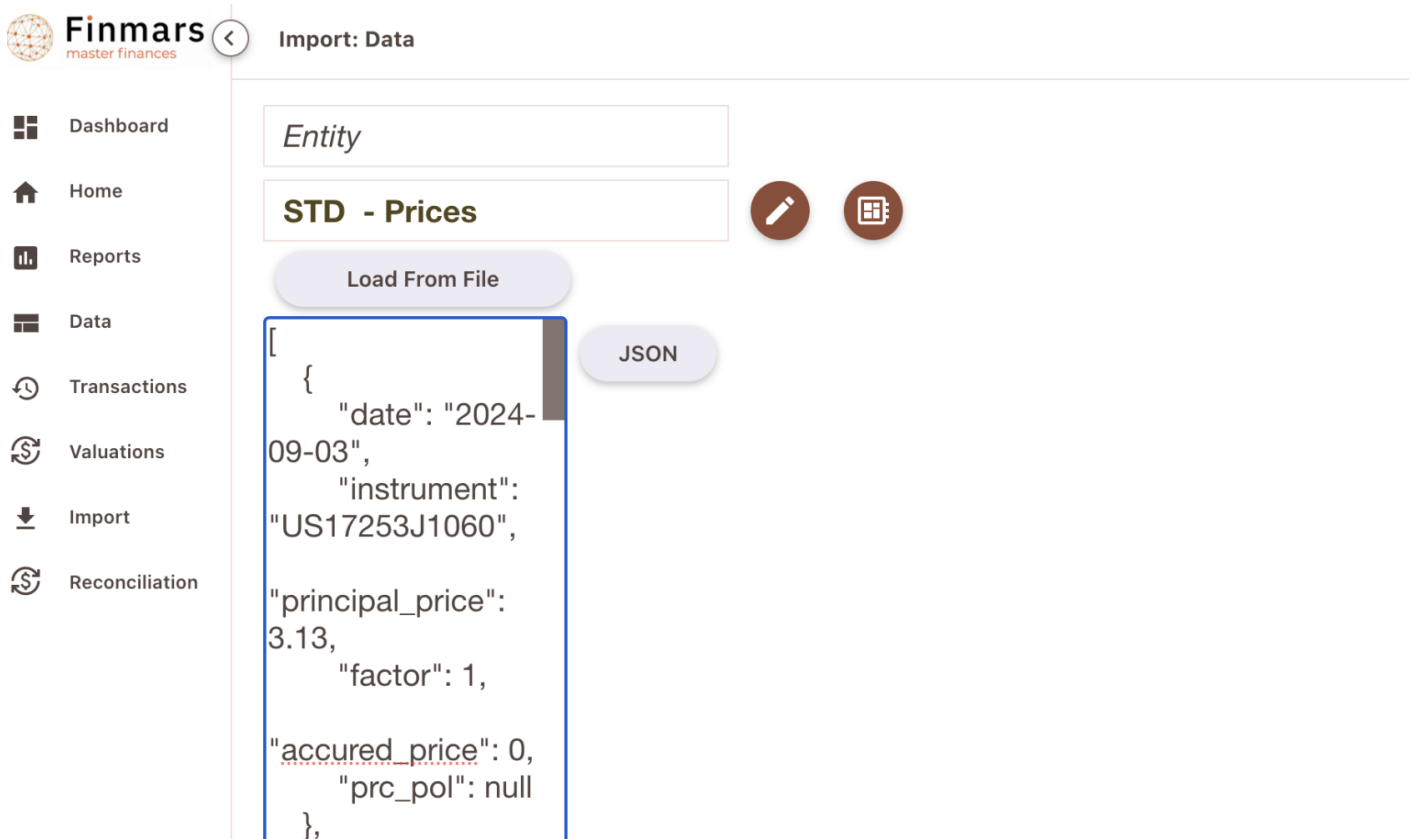
<input type="checkbox"/>	Name	Patf
<input type="checkbox"/>	exante_cifr_nasdaq_2024-09-01_2024-09-20.json	data/gen

Content Example:

```
[
  {
    "date": "2024-09-03",
    "instrument": "US17253J1060",
    "principal_price": 3.13,
    "factor": 1,
    "accured_price": 0,
    "prc_pol": null
  },
  {
    "date": "2024-09-04",
    "instrument": "US17253J1060",
    "principal_price": 3.015,
    "factor": 1,
    "accured_price": 0,
    "prc_pol": null
  }
]
```

Well done! This file will go to STD - Prices (com.finmars.standard-import-from-file:instruments.pricehistory:price)

You can try manually import that data in Finmars (do not forget wrap Dictionary into List - Square Brackets [])



Finmars master finances

Import: Data

Entity

STD - Prices

Load From File

JSON

```
[
  {
    "date": "2024-09-03",
    "instrument": "US17253J1060",
    "principal_price": 3.13,
    "factor": 1,
    "accured_price": 0,
    "prc_pol": null
  }
]
```

Well done!

Entity

Import scheme

Load From File

JSON

Validate

Import

Success

Simple Import 2024-09-28-20-18 (Task 202).csv
Simple Import 2024-09-28-20-18 (Task 202).json

Now go to Valuation - Prices (Entity Viewer)

Valuations: Prices

Price Layout

Search for a ...

ADD FILTER

Groups	Instrument	Date	Pricing policy	Principal price	Accrued price	Modified Date And Time	NAV	YT
	CIFR.NASDAQ	2024-09-0	Standard	3.1300	0.0000	2024-09-28 02:00:00	0.00	
	CIFR.NASDAQ	2024-09-0	Standard	3.0150	0.0000	2024-09-28 02:00:00	0.00	
	CIFR.NASDAQ	2024-09-0	Standard	2.8750	0.0000	2024-09-28 02:00:00	0.00	
	CIFR.NASDAQ	2024-09-0	Standard	2.7050	0.0000	2024-09-28 02:00:00	0.00	
	CIFR.NASDAQ	2024-09-0	Standard	2.9500	0.0000	2024-09-28 02:00:00	0.00	
	CIFR.NASDAQ	2024-09-1	Standard	3.1000	0.0000	2024-09-28 02:00:00	0.00	
	CIFR.NASDAQ	2024-09-1	Standard	3.0900	0.0000	2024-09-28 02:00:00	0.00	
	CIFR.NASDAQ	2024-09-1	Standard	3.0900	0.0000	2024-09-28 02:00:00	0.00	
	CIFR.NASDAQ	2024-09-1	Standard	3.0950	0.0000	2024-09-28 02:00:00	0.00	
	CIFR.NASDAQ	2024-09-1	Standard	3.0300	0.0000	2024-09-28 02:00:00	0.00	
	CIFR.NASDAQ	2024-09-1	Standard	3.0000	0.0000	2024-09-28 02:00:00	0.00	
	CIFR.NASDAQ	2024-09-1	Standard	2.9500	0.0000	2024-09-28 02:00:00	0.00	
	CIFR.NASDAQ	2024-09-1	Standard	2.9650	0.0000	2024-09-28 02:00:00	0.00	
	CIFR.NASDAQ	2024-09-2	Standard	2.9250	0.0000	2024-09-28 02:00:00	0.00	

(14 of 14)

Prices is successfully imported into Finmars!

After that you should be able to see valuation

Report: Balance

BS

CIFR.NASDAQ

ADD FILTER

ISIN/CCY	Instrument	Country	Position	Price	Accrued	Fac...	FX Rate	Exposure ...	Market value
CIFR.NASDAQ	Cipher Mining	United States of Am...	12'600	3.03	0.00	1	1.00	USD	38'178
CIFR.NASDAQ	Cipher Mining	United States of Am...	12'600	3.03	0.00	1	1.00	USD	38'178
CIFR.NASDAQ	Cipher Mining	United States of Am...	91'724	3.03	0.00	1	1.00	USD	277'924

Great success! Well done!

Revision #2

Created 2024-09-28 20:13:41 UTC by Sergei Zhitenev

Updated 2024-09-28 20:20:17 UTC by Sergei Zhitenev