









Install Exante Broker

Go to Marketplace Again, lets install Exante Module

-  Dashboard
-  Home
-  Reports
-  Data
-  Transactions
-  Valuations
-  Import
-  Reconciliation

Marketplace  Show Modules

Search

exante



Exante

code: **com.finmars.ext**

version: **1.0.0**









Current: (1.0.0 stable)

Reinstall

Previous

1

Check if all Workflows are installed

-  Dashboard
-  Home
-  Reports
-  Data
-  Transactions
-  Valuations
-  Import
-  Reconciliation

Explorer

- Create
- Show Invisible Files
- Sync

My Finmars / workflows / com / finmars / exante-broker

Search for a ...

<input type="checkbox"/>	Name	Path	Date M
<input type="checkbox"/>	get-transactions	workflows/com/finmars/exante-broker	
<input type="checkbox"/>	get-positions	workflows/com/finmars/exante-broker	
<input type="checkbox"/>	get-accounts	workflows/com/finmars/exante-broker	

Revision #3

Created 2024-09-25 18:38:32 UTC by Sergei Zhitenev

Updated 2024-09-27 22:55:40 UTC by Sergei Zhitenev