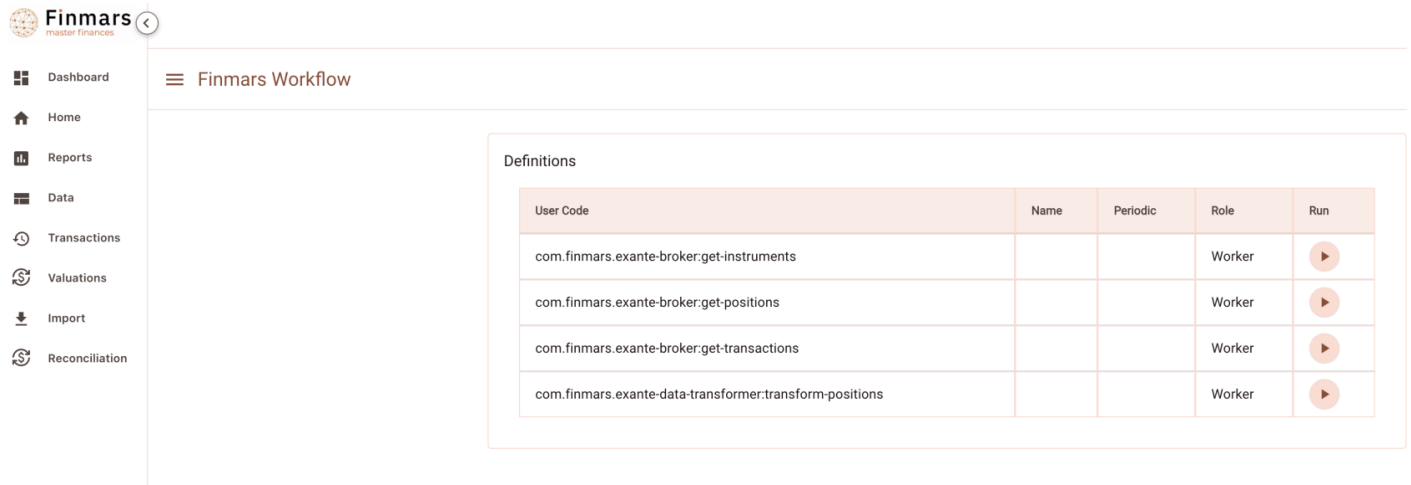


# Download Instruments to Finmars

Go to Workflow Page



The screenshot shows the Finmars Workflow page. On the left is a sidebar with navigation items: Dashboard, Home, Reports, Data, Transactions, Valuations, Import, and Reconciliation. The main content area is titled "Finmars Workflow" and contains a "Definitions" table.

User Code	Name	Periodic	Role	Run
com.finmars.exante-broker.get-instruments			Worker	▶
com.finmars.exante-broker.get-positions			Worker	▶
com.finmars.exante-broker.get-transactions			Worker	▶
com.finmars.exante-data-transformer.transform-positions			Worker	▶

Execute workflow `com.finmars.exante-broker.get-instruments`

```
{  
  "secret": "finmars/exante",  
  "date_from": "2024-09-01",  
  "date_to": "2024-09-27",  
  "currencies": ["USD"],  
  "portfolios": ["ABCD1234.001"]  
}
```

Definitions

User Code	Name	Periodic	Role	Run
com.finmars.exante-broker.get-instruments			Worker	
com.finmars.exante-broker.get-positions			Worker	
com.finmars.exante-broker.get-trans				
com.finmars.exante-data-transforme				

### Payload Information

You are about to run workflow `com.finmars.exante-broker.get-instruments`

(optional) Fill the payload here :

```
{
  "secret": "finmars/exante",
  "date_from": "2024-09-03",
  "date_to": "2024-09-03",
  "currencies": ["USD"],
  "portfolios": ["ABCD123.001"]
}
```

CLOSE
RUN

Go to see status of your workflow

com.finmars.exante-broker.get-instruments.task

2024-09-27 01:03:49 +02:00

success

Tasks: Total 1 / Success 1 / Error 0

Task

ID	35
Key	com.finmars.exante-broker.get-instruments.task
Task Status	success
Created	2024-09-27 01:03:49 +02:00
Updated	

Log









- ♥ Instrument ANGL.NASDAQ is downloaded
- ♥ Instrument BND.NASDAQ is downloaded
- ♥ Instrument CIFR.NASDAQ is downloaded
- ♥ Instrument CORP.ARCA is downloaded
- ♥ Instrument GLD.ARCA is downloaded
- ♥ Instrument SCHP.ARCA is downloaded
- ♥ Instrument SPEN.ARCA is downloaded
- ♥ Instrument USMV.BATS is downloaded
- ♥ Instrument VCIT.NASDAQ is downloaded
- ♥ Instrument VNO.ARCA is downloaded
- ♥ Instrument XLU.ARCA is downloaded

Result

```
{
  "message": "Task finished successfully. No results returned"
}
```

VIEW IN FLOWER

Great success! You can find your downloaded instrument in `/explorer/data/exante/instruments`











-  Dashboard
-  Home
-  Reports
-  Data
-  Transactions
-  Valuations
-  Import
-  Reconciliation

## Explorer

Create Show Invisible Files Sync

My Finmars / data / exante / instruments

Search for a ...

<input type="checkbox"/>	Name ▼	Path
<input type="checkbox"/>	 xlu_arca.json	data/exante/instruments
<input type="checkbox"/>	 vnq_arca.json	data/exante/instruments
<input type="checkbox"/>	 vcit_nasdaq.json	data/exante/instruments
<input type="checkbox"/>	 usmv_bats.json	data/exante/instruments
<input type="checkbox"/>	 spem_arca.json	data/exante/instruments
<input type="checkbox"/>	 schp_arca.json	data/exante/instruments
<input type="checkbox"/>	 gld_arca.json	data/exante/instruments
<input type="checkbox"/>	 corp_arca.json	data/exante/instruments
<input type="checkbox"/>	 cifr_nasdaq.json	data/exante/instruments
<input type="checkbox"/>	 bnd_nasdaq.json	data/exante/instruments
<input type="checkbox"/>	 angl_nasdaq.json	data/exante/instruments

Example of content:

```

{
  "optionData": null,
  "name": "Utilities Select Sector SPDR Fund",
  "symbolId": "XLU.ARCA",
  "description": "Utilities Select Sector SPDR Fund",
  "icon": "https://circles-all.s3.eu-central-1.amazonaws.com/STOCK/z0pQgH2BLJJBB08lr52o4n60Fte98UlaK.svg",
  "symbolType": "STOCK",
  "currency": "USD",
  "minPriceIncrement": "0.01",
  "ticker": "XLU",
  "expiration": null,
  "group": null,

```

```
"underlyingSymbolId": null,  
"country": "US",  
"identifiers": {  
  "CFI": "CE0JLS",  
  "FIGI": "BBG000BJ7G75",  
  "ISIN": "US81369Y8865",  
  "RIC": "1",  
  "SEDOL": "2371812",  
  "assetClass": "EQ"  
},  
"exchange": "ARCA"  
}
```

Now see `com.finmars.exante-data-transformer`, it should have Instrument transformer to Finmars Standard Configuration

---

Revision #5

Created 2024-09-26 22:50:22 UTC by Sergei Zhitenev

Updated 2024-09-29 16:21:35 UTC by Sergei Zhitenev