




Install Standard Configuration


Go to Addons -> Marketplace in sidenav panel





Dashboard


Reports

Data

Transactions

Valuations

Import

Reconciliation

▼

▼

▼

▼

▼

▼

Marke

Search

C

R

Press Install on Standard Configuration



Dashboard

Reports

Data

Transactions

Valuations

Import

Reconciliation

Add-ons

Marketplace

Explorer

Marketplace

Show Modules

Search

C

CIM Banque - Configuration

code: com.finmars.cim

version: 1.7.1

Install

Exante

code: com.finmars.ext

version: 1.0.0

Install

F

Finmars Accounting

code: com.finmars.finmars-accounting

version: 1.0.7

Install

H

HNWI

code: com.finmars

version:

Install

R

Revolut

code: com.finmars.revolut

version: 1.0.2

Install

S

Standard Configuration

code: com.finmars.standard

version: 1.8.0

Install

Previous

1

Wait until Standard Configuration finish its installation

DEMO BASE 001

Install Configuration From Marketplace

[1]

Started at: 13:04:02

Executed by: szhitenev

Step 1/12 is installing Standard - Transaction Types

Well done!

DEMO BASE 001 ✓



Install Configuration From Marketplace [1] ✕

Started at: **13:06:52**

Executed by: **szhitenev**

Task Finished



Revision #1

Created 2 May 2025 11:02:49 by Sergei Zhitenev

Updated 2 May 2025 11:16:44 by Sergei Zhitenev